



ELEMENTS

DECORATIVE WIRING DEVICES



CONTENTS

| | | |
|----|------------------------------------|-----|
| 01 | INTRODUCTION | p03 |
| 02 | ELEMENTS SYNTHETICS | p09 |
| | SCW CHALK WHITE | p10 |
| | SNS NATURAL STONE | p11 |
| | SBP BEACH PEBBLE | p12 |
| 03 | ELEMENTS GLASS EFFECT | p15 |
| | GPO ELEMENTS POLISHED ONYX | p16 |
| | GIW ELEMENTS ICE WHITE | p17 |
| | GPS ELEMENTS POLISHED STONE | p18 |
| | GPJ ELEMENTS POLISHED JADE | p19 |
| | ELEMENTS NATURALS | p21 |
| | NBO ELEMENTS BRITISH OAK | p22 |
| | NDW ELEMENTS DARK WENGE | p23 |
| | NCH ELEMENTS CREAM HIDE | p24 |
| | NDH ELEMENTS DARK HIDE | p25 |
| 05 | ELEMENTS METALLICS | p27 |
| | MBB ELEMENTS BRUSHED BRONZE | p28 |
| | MCI ELEMENTS CAST IRON | p29 |
| | MSP ELEMENTS SATIN PLATINUM | p30 |
| | MST ELEMENTS SATIN TITANIUM | p31 |
| | MBS ELEMENTS BRUSHED STEEL | p32 |
| 06 | BESPOKE DESIGN SERVICE | p33 |
| 07 | PRODUCT SELECTOR | p34 |



SWITCH ON TO STYLE, SIMPLICITY, INNOVATION, CHOICE & RELIABILITY

MK Electric is always switched on to innovative ideas and new possibilities.

Which is why we've reinvented the humble light switch. And a whole lot more besides.

Back in the 1950s, MK launched the light switch as we know it today. It revolutionised the world and set new standards for the industry. But because we're innovators, we didn't stop there.

Instead, we spent decades putting our acclaimed expertise and experience into action, constantly using our cutting-edge design talent to inquire, invent and improve.

The result is the MK Elements Collection, a revolutionary range

of stylish products including switches, sockets and electronic touch control switches and dimmers, inspired by materials such as wood, leather and stone.

From warm, earthy tones to cool, contemporary lines, the wide range of finishes and textures offer the perfect companion for any interior, from vintage villa to modern manor house, seven-star resort to boutique hotel.

MK's bespoke expertise also means that we can create tailor-made versions to suit your individual needs. So if you can imagine it, MK can make it.

But as well as timeless sophistication and extensive choice and versatility, what all Elements products have in

common is the same premium attributes and superior performance.

We're particularly proud of the electronic switches and dimmers, whose intuitive finger-tip controls are simple to use, with graceful LED displays that are crying out to be touched.

Plus MK's unrivalled reputation for manufacturing excellence means every device offers the ultimate in reliability.

Innovative, iconic and inspiring, the Elements collection is the perfect fusion of distinctive design and unparalleled quality.

Like everything MK does, it's beautifully simple... and simply beautiful.

Featured:
Electronic Switch / Natural /
British Oak Finish



SWITCH ON TO WELCOMING WARMTH & PREMIUM SOPHISTICATION

As the first name in quality and style, MK Electric has always been committed to meeting every need of the hotel and hospitality industry.

Our design and production talent has kept us at the forefront of the field for almost a century — and the Elements Collection means we can now continue that proud tradition.

From seven-star luxury to boutique B&Bs, MK knows that everything has to be just right when it comes to fixtures and fittings.

That's why we've made sure that our stunning new selection of premium switches, sockets and dimmers tick every box.

With slim, screwless profiles and silent operation, the diverse range of colours, styles and textures offer the perfect choice for any interior. And if you have a special request, MK will make it for you thanks to our bespoke service.

We created the Elements Collection because we know that premium sophistication and attention to detail is vital when it comes to creating a welcoming environment.

But MK also knows that safety and reliability are just as important, which is why we have an unrivalled reputation for excellence in these areas too.

The result is the ultimate fusion of form and function that will complement every hotel. Beautifully.

In addition, a number of products have been added to the range to ensure complete guest comfort. From locators on switches and dimmers, which can be a great aid in an unfamiliar environment, to intuitive controls on our Elements electronic switches and dimmers, ensuring first time use is always successful. The latest USB charging module from MK also features in the Elements range, and is proving extremely popular with hospitality

venues catering for guests who seem to arrive with an ever widening range of gadgets and personal devices.

For additional privacy, Elements offers Shutter and Blind control, as well as Do Not Disturb / Make Up Room switches which allow guests to offer indications to service staff from the bedside. To ensure energy efficiency, and to avoid energy waste in unoccupied rooms, the Elements Key Card Switch is a valuable addition to the range, alongside the Presence Detector. Both the Key Card Switch and the Presence Detector have a time delay once the card is removed or the presence is no longer detected, ensuring your guests aren't left in the dark.

Featured:
Electronic Switch / Metallic /
Brushed Bronze Finish



SWITCH ON TO HELPFUL FEATURES & PRACTICAL PERFORMANCE

At MK, we're switched on to the differing needs of both your clients and our clients.

We know that it's vital for hotel customers to feel relaxed and at ease during their stay — and we also know we can play our part without having to compromise on style.

That's why, instead of a baffling array of unfamiliar controls, the Elements Collection provides simple and practical options that are perfect for first-time users.

These intuitive options include touch-sensitive electronic dimmers, with striking LED displays that leave a graceful 'vapour trail' at the stroke of a finger. Low-level LED locators are another user-friendly feature for an unfamiliar environment.

We believe it's understated yet innovative touches like this that contribute to an enhanced customer experience.

But we also believe that the experience for our customers should be just as exceptional.

That's why the Elements Collection offers premium performance when it comes to lighting costs and energy control.

The devices are also quick and easy to install and, most importantly, the technology behind them stays the same, so if you're redecorating, all you'll need to replace is the frontplate.

Also, because they're made by the global experts, each product exceeds British Standards and comes with the

longest guarantee on the market, so peace of mind is always assured.

MK Electric provides a complete service and offers global distribution, meaning we can take care of all your needs from project start to successful completion.

And with our bespoke design service, MK's experienced team can research and source materials for any hotel design scheme, no matter the size and style.

It's the perfect marriage of quality, efficiency and versatility — and provides the perfect service for everyone.

Featured:
Electronic Dimmer / Glass Effect /
Polished Onyx Finish



SWITCH ON TO CLARITY & FRESHNESS

The effortless perfection of the Elements Synthetics finishes provide a stunning simplicity to complement any setting.

Inspired by the qualities of the everyday landscape, Natural Stone and Beach Pebble offer a refreshingly subtle and contemporary option. While the smooth and striking Chalk White adds a unique twist to the most basic of colours.

Because MK is the original inventor, the functionality is just as good as the aesthetics, so each product, whether it be a switch, socket or electronic dimmer, offers the ultimate in safety and reliability too.

The refined result stands out from the competition... but won't stand out from the surroundings.

SCW

ELEMENTS SYNTHETICS /

CHALK WHITE




ELECTRONIC
DIMMER



ELECTRONIC
SWITCH




MECHANICAL
SWITCH



1 GANG SOCKET
OUTLET

Full range of wiring devices available,
find out more by visiting
www.mkelements.com

NATURAL STONE




ELECTRONIC
DIMMER



ELECTRONIC
SWITCH



MECHANICAL
SWITCH



1 GANG SOCKET
OUTLET

Full range of wiring devices available,
find out more by visiting
www.mkelements.com

BEACH PEBBLE




ELECTRONIC
DIMMER



ELECTRONIC
SWITCH



MECHANICAL
SWITCH



1 GANG SOCKET
OUTLET

Full range of wiring devices available,
find out more by visiting
www.mkelements.com



Featured:
Mechanical Switch / Synthetic /
Natural Stone Finish



SWITCH ON TO SLEEKNESS & RADIANCE

The Elements Glass Effect finishes beautifully challenge every perception of what a switch, socket or dimmer should be.

Smooth, gleaming and glossy, the innovative designs and graceful compositions will leave a memorable impression after each use.

From the refreshing coolness of Ice White to the shimmering surfaces of Polished Jade, Polished Onyx and Polished Stone, each radiates an irresistible tactile quality.

Once drawn to touch it, the dimmer's easy-to-use LED display provides the perfect example of functionality and flair in perfect harmony.

And of course, MK's reputation for technical excellence ensures a performance that's as polished as the product itself.

GPO

ELEMENTS GLASS EFFECT /

POLISHED ONYX



ELECTRONIC
DIMMER



ELECTRONIC
SWITCH



MECHANICAL
SWITCH



1 GANG SOCKET
OUTLET

Full range of wiring devices available,
find out more by visiting
www.mkelements.com

GIW

ELEMENTS GLASS EFFECT /

ICE WHITE



ELECTRONIC
DIMMER



ELECTRONIC
SWITCH



MECHANICAL
SWITCH



1 GANG SOCKET
OUTLET

Full range of wiring devices available,
find out more by visiting
www.mkelements.com

GPS

ELEMENTS GLASS EFFECT /

POLISHED STONE



ELECTRONIC
DIMMER



ELECTRONIC
SWITCH



MECHANICAL
SWITCH



1 GANG SOCKET
OUTLET

Full range of wiring devices available,
find out more by visiting
www.mkelements.com

GPJ

ELEMENTS GLASS EFFECT /

POLISHED JADE




ELECTRONIC
DIMMER



ELECTRONIC
SWITCH




MECHANICAL
SWITCH



1 GANG SOCKET
OUTLET

Full range of wiring devices available,
find out more by visiting
www.mkelements.com



SWITCH ON TO QUALITY & CHARACTER

As you'd expect from the market leaders in electrical technology, the Elements Naturals finishes combine smooth simplicity with the very latest in contemporary style.

The familiar textures of wood are expertly and subtly brought to life in the graceful patterns of British Oak and Dark Wenge.

The same organic influence is also beautifully expressed in Cream Hide and Dark Hide, which both share the same classically cool character.

And, of course, all four choices combine ground breaking design with functional excellence, resulting in a refined end product that is a natural solution to every situation.

NBO

ELEMENTS NATURALS /

BRITISH OAK



ELECTRONIC
DIMMER



ELECTRONIC
SWITCH



MECHANICAL
SWITCH



1 GANG SOCKET
OUTLET

Full range of wiring devices available,
find out more by visiting
www.mkelements.com

NDW

ELEMENTS NATURALS /

DARK WENGE



ELECTRONIC
DIMMER



ELECTRONIC
SWITCH



MECHANICAL
SWITCH



1 GANG SOCKET
OUTLET

Full range of wiring devices available,
find out more by visiting
www.mkelements.com

CREAM HIDE



ELECTRONIC
DIMMER



ELECTRONIC
SWITCH



MECHANICAL
SWITCH



1 GANG SOCKET
OUTLET

Full range of wiring devices available,
find out more by visiting
www.mkelements.com

NDH

ELEMENTS NATURALS /

DARK HIDE



ELECTRONIC
DIMMER



ELECTRONIC
SWITCH



MECHANICAL
SWITCH



1 GANG SOCKET
OUTLET

Full range of wiring devices available,
find out more by visiting
www.mkelements.com



SWITCH ON TO SUBSTANCE & SYMMETRY

The exquisite elegance of our stunning Elements Metallics finishes provide yet another example of MK's innovative thinking in action.

Combining muted tones and superior styling, the exclusive allure of Satin Platinum and Satin Titanium bring a harmonious accompaniment to every contemporary surrounding. Unrivalled design also ensures that Brushed Steel and Cast Iron offer the perfect demonstration of understated strength, while the bold and beautiful Brushed Bronze option makes a simple yet stunning statement.

Precisely manufactured to MK's exacting standards, the distinctive Metallics range provides a sophisticated and practical way to elevate any interior design scheme to the truly unforgettable.

MBB

ELEMENTS METALLICS /

BRUSHED BRONZE



ELECTRONIC
DIMMER



ELECTRONIC
SWITCH



MECHANICAL
SWITCH



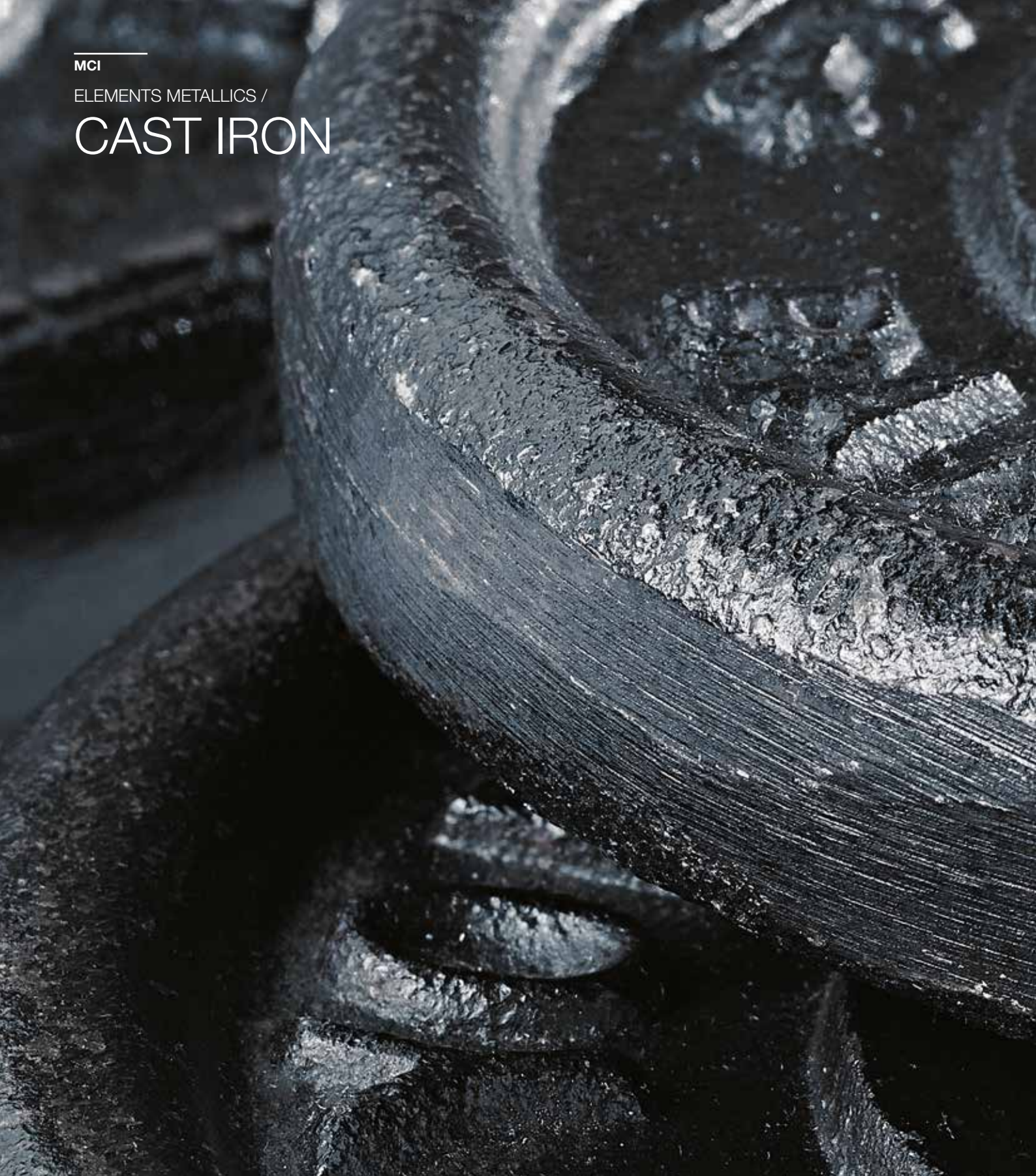
1 GANG SOCKET
OUTLET

Full range of wiring devices available,
find out more by visiting
www.mkelements.com

MCI

ELEMENTS METALLICS /

CAST IRON



ELECTRONIC
DIMMER



ELECTRONIC
SWITCH



MECHANICAL
SWITCH



1 GANG SOCKET
OUTLET

Full range of wiring devices available,
find out more by visiting
www.mkelements.com

MSP

ELEMENTS METALLICS /

SATIN PLATINUM




ELECTRONIC
DIMMER



ELECTRONIC
SWITCH



MECHANICAL
SWITCH



1 GANG SOCKET
OUTLET

Full range of wiring devices available,
find out more by visiting
www.mkelements.com

MST

ELEMENTS METALLICS /

SATIN TITANIUM




ELECTRONIC
DIMMER



ELECTRONIC
SWITCH



MECHANICAL
SWITCH



1 GANG SOCKET
OUTLET

Full range of wiring devices available,
find out more by visiting
www.mkelements.com

MBS

ELEMENTS METALLICS /

BRUSHED STEEL



ELECTRONIC
DIMMER



ELECTRONIC
SWITCH



MECHANICAL
SWITCH



1 GANG SOCKET
OUTLET

Full range of wiring devices available,
find out more by visiting
www.mkelements.com



BESPOKE DESIGN SERVICE /

SWITCH ON TO UNLIMITED VARIETY & FLEXIBILITY

Our bespoke design service means we can create tailor-made designs to any requirement.

This ultimate flexibility gives you the freedom to enjoy the superior Elements build quality, finished in the colour, pattern and texture of your choice.

Whatever your needs, MK will deliver a consistent standard of excellence from the drawing board

to completed design, thanks to our long history of innovation and experience.

So you are assured of a premium experience in everything we do — and a service that's as personal as the product itself.

If you want it, MK can deliver it. Beautifully.

SWITCH ON TO SIMPLE SELECTION

The stunning MK Elements Collection comes in 16 standard finishes across four materials — Synthetics, Glass Effect, Naturals and Metallics.

When selecting a product, first find the list number, then add the relevant finish code. For example:









Product: 1G 1 Way SP 10AX
Electronic Switch in Metallic
Satin Titanium
Code: K34370**MST**

Modular products require you to order a separate Frontplate. When selecting Grid Switch Modules and Euro Modules ensure you select the appropriate finish by referring to the frame finish on your preferred frontplate. For example:

Product: 10AX SP 1 Way Switch in
Synthetic Chalk White
Codes: K35131**SCW** + K34881**SCW**

Product: RJ45 Cat 6 Data Euro
Module in Synthetic Natural Stone
Codes: K35111**SNS** + K5846**SNS**

Find out more at
www.mkelements.com

| Finish | Description | Code | Finish | Description | Code |
|--|----------------------------|------|---|--------------------------------|------|
|  | SYNTHETIC CHALK WHITE | SCW |  | GLASS EFFECT ICE WHITE | GIW |
|  | SYNTHETIC NATURAL STONE | SNS |  | GLASS EFFECT POLISHED JADE | GPJ |
|  | SYNTHETIC BEACH PEBBLE | SBP |  | GLASS EFFECT POLISHED ONYX | GPO |
|  | METALLIC SATIN PLATINUM | MSP |  | GLASS EFFECT POLISHED STONE | GPS |
|  | METALLIC BRUSHED BRONZE | MBB |  | NATURAL BRITISH OAK | NBO |
|  | METALLIC SATIN TITANIUM | MST |  | NATURAL DARK WENGE | NDW |
|  | METALLIC CAST IRON | MCI |  | NATURAL CREAM HIDE | NCH |
|  | METALLIC BRUSHED STEEL | MBS |  | NATURAL DARK HIDE | NDH |



Electronic Dimmers

| List No. | Description |
|----------|--|
| K34100 | 1G 2 Way 60W – 500W/400VA Leading Edge and 6-150W LED |
| K34101 | 1G 2 Way 40W – 300W/240VA Leading Edge and 6-120W LED |
| K34102 | 1G Double 2 Way 2 x 40W – 300W/240VA Leading Edge and 6-120W LED |
| K34103 | 1G 2 Way 25W – 500W/400VA max Trailing Edge |
| K34104 | 1G 2 Way 25W – 300W/240VA max Trailing Edge |
| K34105 | 1G Double 2 Way 2 x 25W – 300W/240VA max Trailing Edge |
| K34499 | 1G 1 Way 6AX, 1-10V Dimmer |



Electronic Switches

| List No. | Description |
|----------|--|
| K34371 | 1G 2 Way SP 400W Electronic Switch |
| K34372 | 2G 2 Way SP 400W x 2 Electronic Switch |
| K34370 | 1G 1 Way SP 10AX Electronic Switch |



Socket Outlets

| List No. | Description |
|----------|---|
| K34357 | 1G 13A DP Switched Socket Outlet |
| K34357N | 1G 13A DP Switched Socket Outlet with LED Indicator/Locator |
| K34347 | 2G 13A DP Switched Socket Outlet |
| K34347N | 2G 13A DP Switched Socket Outlet with LED Indicator/Locator |
| K34709 | 2G Shaver Socket Outlet (220 / 240V Input 115-230V Output) |
| K34382 | 1G 5A Switched Socket Outlet |
| K34780 | 1G 13A Unswitched Socket Outlet |
| K34383 | 1G SP 15A Switched Socket Outlet* |



High Current Switches

| List No. | Description |
|----------|-------------------------------------|
| K34305 | 1G 32A High Current Switch & Neon |
| K34337 | 1G 50A High Current Switch |
| K34337CK | 1G 50A High Current Switch “Cooker” |



Connection Units

| List No. | Description |
|----------|--|
| K34941 | 13A Switched Connection Unit |
| K34971 | 13A Switched Connection Unit with Flex Outlet & Neon |
| K34978 | 13A Unswitched Connection Unit with Flex Outlet & Neon |



Frontplates

| List No. | Description |
|----------|---|
| K35111 | 1G 1 Module Euro Frontplate |
| K35112 | 1G 2 Module Euro Frontplate |
| K35114 | 2G 4 Module Euro Frontplate |
| K35131 | 1 Module Grid Frontplate (including mounting frame) |
| K35132 | 2 Module Grid Frontplate (including mounting frame) |
| K35133 | 3 Module Grid Frontplate (including mounting frame) |
| K35134 | 4 Module Grid Frontplate (including mounting frame) |



Grid Switch Modules (available in SCW, SNS, SBP & BLK)

| List No. | Description |
|----------|--|
| K34881 | 10AX SP 1 Way Switch |
| K34881N | 10AX SP 1 Way Switch with Locator |
| K34981 | 10AX SP 1 Way Switch 2 Module Wide Rocker |
| K34981N | 10AX SP 1 Way Switch with Locator 2 Module Wide Rocker |
| K34882 | 10AX SP 2 Way Switch |
| K34882N | 10AX SP 2 Way Switch with Locator |
| K34982 | 10AX SP 2 Way Switch 2 Module Wide Rocker |
| K34982N | 10AX SP 2 Way Switch with Locator 2 Module Wide Rocker |
| K34910 | 10A SP 2 Way Push Switch “press” |
| K34911 | 10A SP 2 Way Push Switch 2 Module Wide Rocker “press” |
| K34885B | 10A SP 2 Way Bell Push Switch |
| K34985B | 10A SP 2 Way Bell Push Switch 2 Module Wide Rocker |
| K34885 | 10A 2 Way Retractive Push Switch |
| K34985 | 10A 2 Way Retractive Push Switch 2 Module Wide Rocker |
| K34900 | 10A 2 Way Centre-Off Switch |
| K34901 | 10A 2 Way Centre-Off Switch 2 Module Wide Rocker |
| K34891 | 20AX SP 1 Way Switch |
| K34891N | 20AX SP 1 Way Switch with Locator |
| K34991 | 20AX SP 1 Way Switch 2 Module Wide Rocker |
| K34991N | 20AX SP 1 Way Switch with Locator 2 Module Wide Rocker |
| K34892 | 20AX SP 2 Way Switch |
| K34892N | 20AX SP 2 Way Switch with Locator |
| K34992 | 20AX SP 2 Way Switch 2 Module Wide Rocker |
| K34992N | 20AX SP 2 Way Switch with Locator 2 Module Wide Rocker |
| K34894 | 20AX Intermediate Switch |
| K34994 | 20AX Intermediate Switch 2 Module Wide Rocker |
| K34894N | 20AX Intermediate Switch with Locator |
| K34994N | 20AX Intermediate Switch with Locator 2 Module Wide Rocker |
| K34896 | 20AX DP 1 Way Switch |
| K34896N | 20AX DP 1 Way Switch with Indicator & Locator |
| K34996 | 20AX DP 1 Way Switch 2 Module Wide Rocker |
| K34996N | 20AX DP 1 Way Switch with Indicator & Locator 2 Module Wide Rocker |
| K34890 | Fuse Unit Module |
| K34880 | Blank Insert Module |
| K34893 | 10AX Intermediate Switch |
| K34993 | 10AX Intermediate Switch 2 Module Wide Rocker |

*Only available in SCW



Other Switch Products

| List No. | Description |
|-----------|---|
| K34373 | 3G 2 Way 20AX Switch |
| K33900DND | Do Not Disturb / Make Up Room Switch |
| K33885DND | Bell Push Do not Disturb / Make Up Room Switch |
| K35201 | Key Card Switch 50/60 Hz 2 Way Time Delay |
| K35202 | PIR Detector |
| K35203 | Roller Shutter/Blind Control Switch |
| K35206* | 1 Channel transmitter - marked with arrow symbol (Echo) |
| K35207* | 2 Channel transmitter - marked with arrow symbol (Echo) |
| K35208* | 1 Channel transmitter (Echo) |
| K35209* | 2 Channel transmitter (Echo) |



Euro Modules (available in SCW, SNS, SBP & BLK)

| List No. | Description |
|----------|--|
| K5887 | RJ11/12 Euro Module |
| K5846 | RJ45 Cat 6a Data Euro Module |
| K5820 | Master BT Telephone Euro Module |
| K5821 | Secondary BT Telephone Euro Module |
| K5850 | Single TV Co-Axial Non Isolated (IEC Male) Euro Module |
| K5851 | Single TV Co-Axial Non Isolated (IEC Female) Euro Module |
| K5855 | Single F Type TV Co-Axial Outlet Euro Module |
| K5852DAB | Diplexor TV/FM-DAB Co-Axial Outlet Euro Module |
| K3583DAB | Triplexor TV-FM/DAB-SAT Outlet Euro Module |
| K5854DAB | Quadplexor TV-FM/DAB-SAT Outlet Euro Module |
| K5832 | 15A 127V 3 Pin American Socket Euro Module |
| K5833 | 5A BS Socket Euro Module |
| K5830 | 13A BS Socket Euro Module |
| K5831 | German Schuko Socket Euro Module |
| K5807 | HDMI Socket Female Euro Module (2 Modules Wide) |
| K5837 | Twin USB Socket Power Euro Module (2 Modules Wide) |
| K5806 | RCA Audio Socket Euro 2 Female Module |
| K5809 | RCA Audio Socket Euro 3 Female Module |
| K5805 | Audio Binding Posts – 2 Connectors |
| K188 | 1 Module Blank |
| K180 | 2 Module Blank |

*Echo EnOcean enabled wireless switching (requires receiver, see MK Echo range)

