

How to *Install the TRACcess[®] eKEY[®] Application*

For Supra-Hosted Customers

Choose a platform

Android[™]



Apple[®]

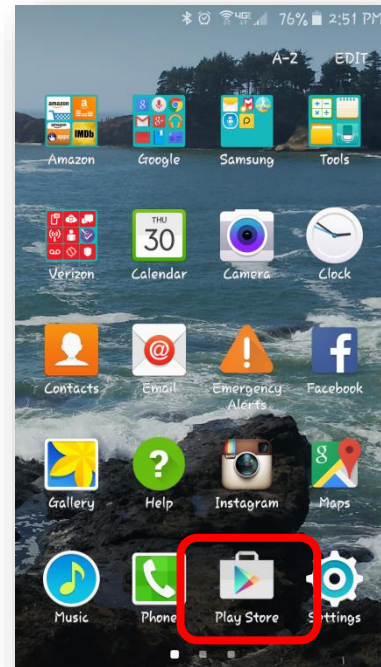


How to *Install the TRACcess eKEY Application on an Android™*

1. Open the phone's app store.

Android™

1. Open the app store on your phone.
2. In the search field type **eKEY**.
3. Tap **Install**.
4. Tap **ACCEPT**.
5. Open the eKEY app.

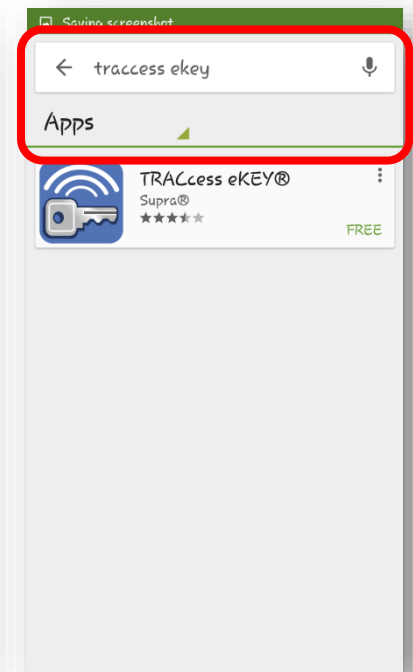
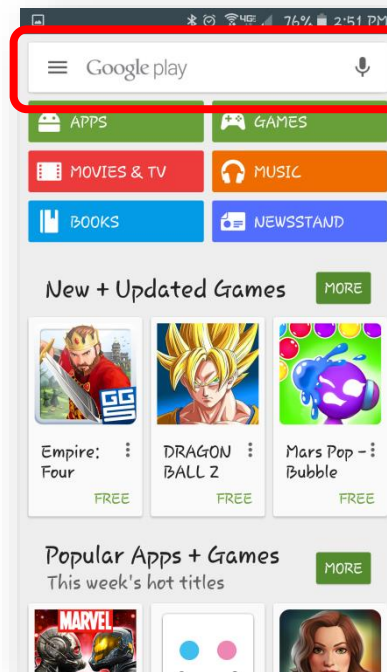


How to *Install the TRACcess eKEY Application on an Android*

2. Search for eKEY®.

Android

1. Open the app store on your phone.
2. In the search field type **eKEY**.
3. Tap **Install**.
4. Tap **ACCEPT**.
5. Open the eKEY app.




How to *Install the TRACcess eKEY Application on an Android*

3. Tap **Install**.

Android

1. Open the app store on your phone.
2. In the search field type **eKEY**.
3. Tap **Install**.
4. Tap **ACCEPT**.
5. Open the eKEY app.

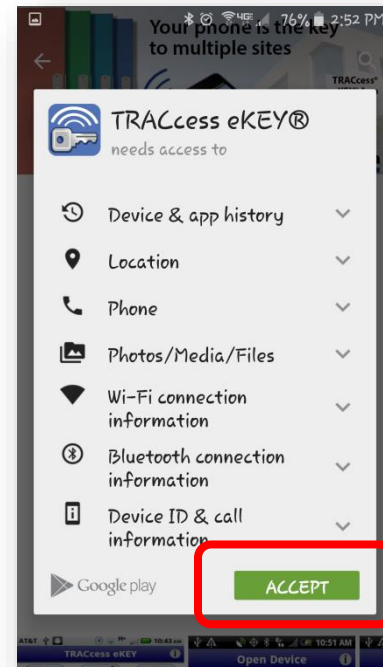


How to *Install the TRACcess eKEY Application on an Android*

4. Tap **ACCEPT**.

Android

1. Open the app store on your phone.
2. In the search field type **eKEY**.
3. Tap **Install**.
4. Tap **ACCEPT**.
5. Open the eKEY app.




How to *Install the TRACcess eKEY Application on an Android*

5. Open the eKEY app.

Android

1. Open the app store on your phone.
2. In the search field type **eKEY**.
3. Tap **Install**.
4. Tap **ACCEPT**.
5. Open the eKEY app.

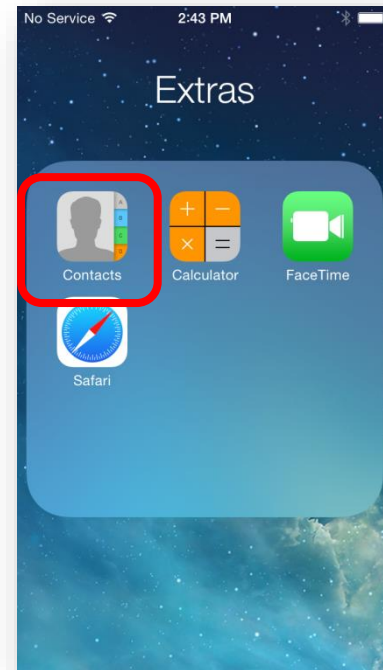


How to *Install the TRACcess eKEY Application on an Apple® device*

1. Open the phone's app store.

Apple®

1. Open the app store on your phone.
2. In the search field type **eKEY**.
3. Tap **Get**.
4. Tap **Install**.
5. Open the eKEY app.

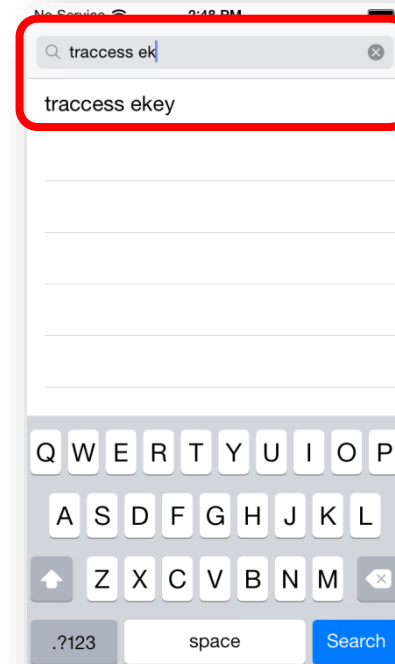


How to *Install the TRACcess eKEY Application on an Apple device*

2. Search for eKEY®.

Apple

1. Open the app store on your phone.
2. In the search field type **eKEY**.
3. Tap **Get**.
4. Tap **Install**.
5. Open the eKEY app.

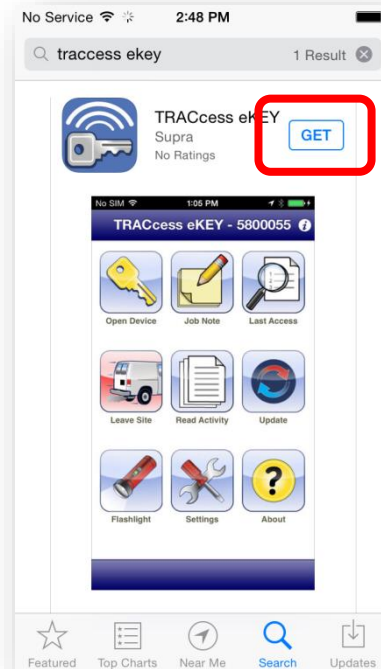


How to *Install the TRACcess eKEY Application on an Apple device*

3. Tap **Get**.

Apple

1. Open the app store on your phone.
2. In the search field type **eKEY**.
3. Tap **Get**.
4. Tap **Install**.
5. Open the eKEY app.

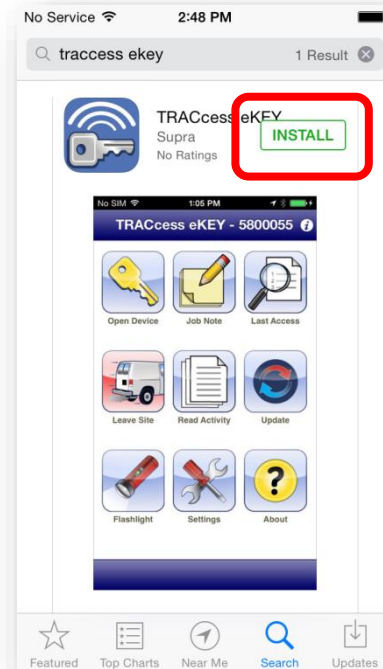


How to *Install the TRACcess eKEY Application on an Apple device*

4. Tap Install.

Apple

1. Open the app store on your phone.
2. In the search field type **eKEY**.
3. Tap **Get**.
4. Tap **Install**.
5. Open the eKEY app.

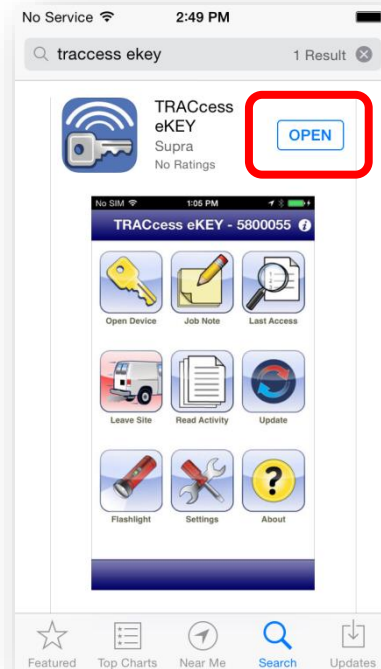


How to *Install the TRACcess eKEY Application on an Apple device*

5. Open the eKEY app.

Apple

1. Open the app store on your phone.
2. In the search field type **eKEY**.
3. Tap **Get**.
4. Tap **Install**.
5. Open the eKEY app.



For the latest information, visit us at
www.tracessmanager.com.



© 2025 Honeywell International Inc. All rights reserved. Supra is a part of Honeywell. TRACcess and eKEY are registered trademarks of Honeywell. Other brand and product names are or may be the trademarks of, and are used to identify products or services of, their respective owners.