

How to Get an Authorization Code

For Supra-Hosted Customers

Android™
Apple®

1. Get an update code

<https://supra.traccessmanager.com/key/mobile>

1. Get an authorization code from your system administrator, or for existing TRACcess customers, navigate to the TRACcess Manager website and enter your credentials.

<https://supra.traccessmanager.com/key/mobile>

2. Download and install the TRACcess eKEY app from your device app store.

3. Open the TRACcess eKEY app and enter your authorization code.

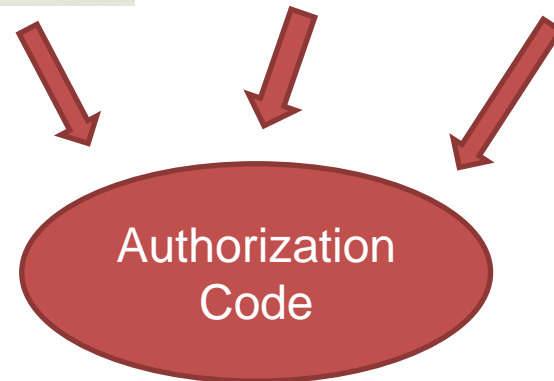
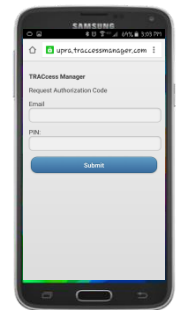
System Administrator



TRACcess Manager



TRACcess Manager



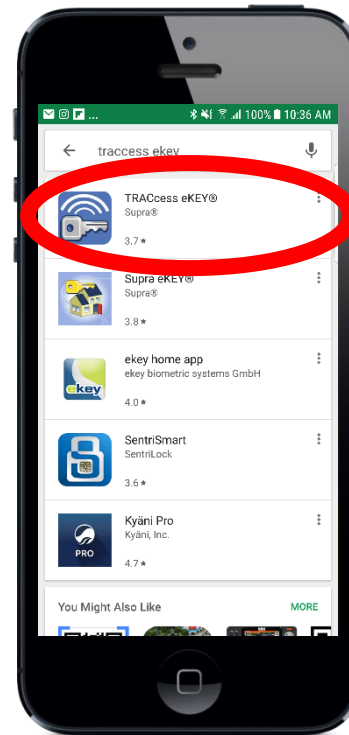
How to Enter an Authorization Code

For Supra-Hosted Customers

Android Apple

1. Get an authorization code from your system administrator, or for existing TRACcess customers, navigate to the TRACcess Manager website and enter your credentials.
<https://supra.tracessmanager.com/key/mobile>
2. Download and install the TRACcess eKEY app from your device app store.
3. Open the TRACcess eKEY app and enter your authorization code.

2. Download and install the TRACcess eKEY app



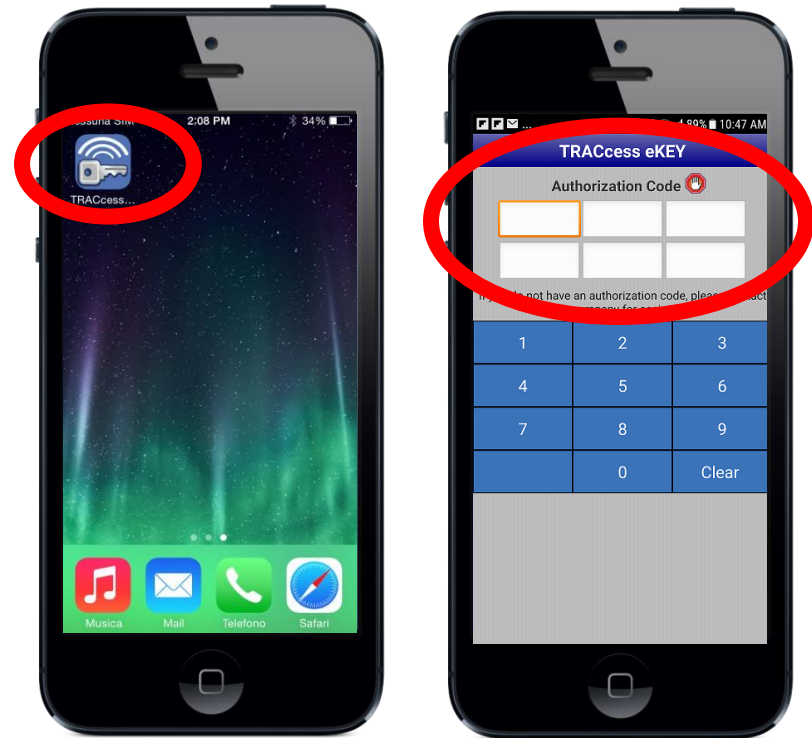
How to Enter an Authorization Code

For Supra-Hosted Customers

Android Apple

1. Get an authorization code from your system administrator, or for existing TRACcess customers, navigate to the TRACcess Manager website and enter your credentials.
<https://supra.tracessmanager.com/key/mobile>
2. Download and install the TRACcess eKEY app from your device app store.
3. Open the TRACcess eKEY app and enter your authorization code.

3. Open the eKEY app and enter your authorization code



For the latest information, visit us at
www.tracessmanager.com.



© 2025 Honeywell International Inc. All rights reserved. Supra is a part of Honeywell. TRACcess and eKEY are registered trademarks of Honeywell. Other brand and product names are or may be the trademarks of, and are used to identify products or services of, their respective owners.