

# OnGuard Surveillance client

## Browser-based video client for OnGuard systems

Easily view live or recorded video on a desktop or mobile device



### Overview

Adding video to an OnGuard® access control system enhances situational awareness for front desk attendants and security personnel monitoring access within a facility. OnGuard Surveillance client is a browser-based, modern HTML5 video technology which provides an intuitive, flexible, easy to manage, and secure client deployment experience for basic video surveillance needs.

**Intuitive UI:** An intuitive user-interface provides viewing of up to 16 cameras, customized layouts and easy-to-use, interactive controls that improve user adoption.

**Flexible Deployment:** Leveraging the benefits of a browser-based client, users can easily set up credentials and view video from the device of their choice with no assistance from IT teams for implementation.

**Easy to Manage:** Desktop or mobile apps require management of independent client updates that can be time consuming and reduce productivity. With a browser-based client, updates and new features are automatically added upon launching the app.

**Secure:** With a browser-based video client, security is handled by the browser's tight security protocols, enabling robust protection against security breaches.

**Integration:** OnGuard Surveillance client supports the LenelS2™ Network Video Recorder (LenelS2 NVR) and the Milestone XProtect® recording platforms, and provides full integration with OnGuard monitor zones and user permissions.

### Features & Functionality

#### User Interface

- Interactive hardware tree with online and offline status
- Display up to 16 camera views on one screen
- Predefined templates and customizable layouts
- View live and recorded video side-by-side for maximum insight for investigative work
- Listen to audio from multiple cameras being viewed on the screen (LenelS2 NVR only)

#### Camera and Recorder Controls

- Play, pause or step through recorded video in forward or reverse
- Utilize PTZ camera controls, including presets
- Digital zoom
- Easily export snapshots of a video window
- Search the device list for cameras and recorders

#### Deployment and Management

- View video on desktop, tablets and mobile phones - no client software to install
- Supports most modern browsers (see Browser Compatibility table)
- Requires access through local hardwired or wireless network

# OnGuard Surveillance client

## OnGuard Surveillance client requirements


- Requires OnGuard system version 7.5 or higher when utilizing the LenelS2 NVR recording platform
- Requires OnGuard system version 8.0 or higher when integrating the Milestone XProtect recording platform
- For OnGuard Enterprise systems, OnGuard Surveillance client can be installed on any master or regional database server

## Browser compatibility

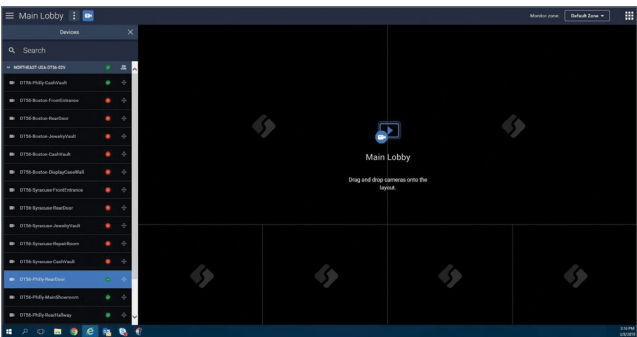
Browser	Compatible
Google Chrome™	Yes
Microsoft Edge®	Yes
Apple Safari® macOS®	Yes
Apple Safari® iOS	Yes

## Need more advanced features?

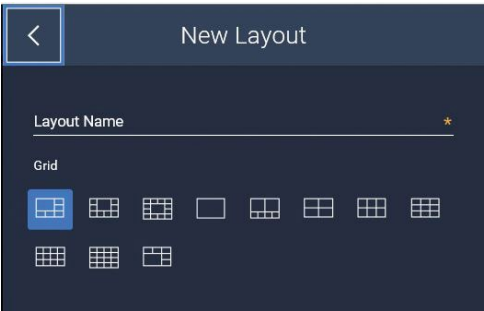
For more advanced features, such as access control events accompanied by associated video, interactive floor maps, and video still snapshot capture, consider the OnGuard Monitor browser-based client.



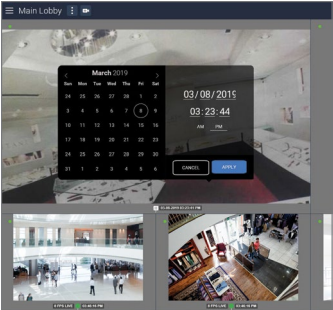
Device tree



Drag and drop cameras to layout



Layout Templates



Date/Time Search



[LenelS2.com](http://LenelS2.com)

(866) 788-5095

Specifications subject to change without notice.

© 2025 Honeywell International Inc. All Rights Reserved. All trademarks are the property of their respective owners. 2020/12